

Product Catalog

MaxCyte's Complete Product List



 **MaxCyte**[®]

Built for Innovation.

Measured In Lives Changed.

Enabling the development of better medicines

At MaxCyte[®], we are driven by a shared purpose: enabling the development of new medicines that have the potential to meaningfully improve patients' lives. We partner with therapy developers, providing technologies and services designed to advance novel programs from discovery through commercialization. Our portfolio brings together scalable non-viral cell engineering with comprehensive gene editing analytics, helping teams navigate complexity and move programs forward with confidence.

Our ExPERT[™] electroporation platform delivers reliable, reproducible performance across a broad range of cell types and applications, supporting discovery, efficient process development, and seamless scale-up. These capabilities are complemented by a suite of SeQure[™] gene editing safety and characterization assays, helping reduce program risks from the start by providing detailed insight into on- and off-target effects and supporting regulatory-aligned development strategies.

By combining scalable electroporation with comprehensive gene editing analytics, we help reduce uncertainty and strengthen development decisions, enabling confident progression toward clinical and commercial impact so your scientific advances translate into better outcomes for patients.

Table of Contents

1	MaxCyte ExPERT - DTx™ Instrument
2	DTx Product List
3	MaxCyte ExPERT - ATx™, STx™, and GTx™ Instruments
4	MaxCyte ExPERT - VLx™ Instrument
5	Processing Assemblies Overview - Research and Process Development Applications
6	RUO Consumables Product List
7	Processing Assemblies Overview - GMP and Clinical Research Applications
8	GMP Consumables Product List
9	Processing Assembly Accessories Product List
10	Buffers and Buffer Bags Product List
11	SeQure Genotoxicity Assays and Risk Assessment Services
12	SeQure Screening Assays
13	SeQure Nomination Assays
14	SeQure Confirmation Assays
15	Scientific Resources
16	Orders, Queries and Online Catalog

MaxCyte ExPERT Instruments



The ExPERT DTx™ is a research-focused, modular electroporation instrument for small-scale, discovery and screening applications.

The DTx enables:

- Streamlined workflow optimization
- Scalability from discovery to process development and manufacturing
- Cost-effective screening
- Fine-tuning electroporation parameters
- High cell viability with maximum sample recovery

Volume Range: 20 μ L – 50 μ L

Cell Number Range: 1×10^5 – 1×10^7

Catalog Number: E-DTx

The ExPERT DTx is compatible with the new R-50x96™ well Processing Assembly, featuring

- Standard 96-well plate layout for electroporation of up to 96 samples in a single 3-minute run
- Twelve detachable 8-well strips for experimental flexibility and reduced waste
- Independent strip control enables each strip to be processed with unique parameters, minimizing waste and maximizing flexibility
- Sample volumes from 20–50 μ L for small-scale screening applications using 1×10^5 – 1×10^7 cells per well*



**Cell numbers are approximate based on MaxCyte's standard cell concentrations used at maximum and minimum volumes per reaction. Cell type and delivery agent will determine the optimal cell number recommended per each electroporation reaction.*

ExPERT DTx Product List

Name	Description	Volume Range	Cell Number Range*	Catalog Number
ExPERT DTx	One Electroporation (EP) Module I One DTx Processing Assembly (PA) Module Electroporation Module Software (installed on the EP Module) DTx Designer Software			E-DTx
Electroporation Module I	Electroporation Module I, with region specific power cord and connection port cover Generates the energy for electroporation			EPU-1
DTx Processing Assembly Module	DTx Processing Assembly Module with module connection cable Accommodates and delivers charge to the PA			DTx-96
DTx Designer Software	Remote software that enables users to design an experiment remotely and upload it to the EP Module			DTx-RSW
R-50x96 (single)	Static 96-well processing assembly, RU0 12 strips of 8 wells in a sealed tray with a lid	20 µl - 50 µl	1x10 ⁵ - 1x10 ⁷	DR050U96
R-50x96 (10-pack)	Static 96-well processing assemblies, RU0 12 strips of 8 wells in a sealed tray with a lid	20 µl - 50 µl	1x10 ⁵ - 1x10 ⁷	DR050U96-10

*Cell numbers are approximate based on MaxCyte's standard cell concentrations used at maximum and minimum volumes per reaction. Cell type and delivery agent will determine the optimal cell number recommended per each electroporation reaction.

MaxCyte ExPERT Instruments



The ExPERT ATx[®] is a research-focused, high-performance electroplating instrument for small to medium scale transfection. Features include:

- High efficiency and viability at research scale
- Compatible with all MaxCyte static electroplating Processing Assemblies
- Seamless transition to STx and GTx platforms
- ISO-certified and CE-marked

Volume Range: 20 μ L – 3.5 mL
Cell Number Range: 1×10^5 – 7×10^8
Catalog Number: E-ATx



The ExPERT STx[®] is the bio-pharmaceutical industry's leading scalable electroplating instrument for high yield expression of complex proteins, vaccines, and biologics. Features include:

- Easily adaptable platform providing high performance cell engineering with a large variety of cell types, scales, culture conditions and loading agents
- Higher yields saves time and cost
- Fast production of stable pools and clones
- ISO-certified and CE-marked

Volume Range: 20 μ L – 100 mL
Cell Number Range: 1×10^5 – 2×10^{10}
Catalog Number: E-STx



The ExPERT GTx[®] is the cell & gene therapy industry's leading clinically validated electroplating instrument for non-viral delivery of expression and editing molecules to achieve complex cellular engineering. Features include:

- Closed system adaptable with Flow Electroplating[®] consumables
- 21CFR Part 11 compliant software
- FDA Master File available to support regulatory filings
- For use in GMP compliant manufacturing
- ISO-certified and CE-marked

Volume Range: 20 μ L – 100 mL
Cell Number Range: 1×10^5 – 2×10^{10}
Catalog Number: E-GTx

MaxCyte ExPERT Instruments

VLx[®]













- Bench-scale modular design with Flow Electroporation[®] consumables, intuitive integrated software and user-friendly open architecture
- Suitable for 21 CFR Part 11 and GMP compliant manufacturing
- FDA master file to reference in drug filings
- ISO certified and CE marked



Name	Description	Volume Range	Cell Number Range*	Catalog Number
ExPERT VLx™	The ExPERT VLx electroporator is the largest electroporation instrument available on the market today allowing for gram-scale protein production. Achieve reproducible results, superior transfection efficiency, cell viability and protein expression, even with difficult-to-transfect cell lines.	20 µL - 1 L	1x10 ⁵ - 2x10 ¹¹	VLX-100
R-1L	VLx Processing Assembly (RUO)	100 mL - 1 L	2.5x10 ⁸ - 2x10 ¹¹	ER001L1-01
G-1L	VLx Processing Assembly (GMP)	100 mL - 1 L	2.5x10 ⁸ - 2x10 ¹¹	EG001L1-01
R-/G-1L VLx 12" Tube Extension	12" tube extension, ¼" ID by 7/16" OD Red Stripe Sartorius TuFlux tubing, with CPC AseptiQuik Connector and CPC Quick Connect with a Plug, single pack.	N/A	N/A	V1L12-01

*Cell numbers shown are based on one specific cell size and standard ranges of cell concentrations used per reaction. The specific cell type and delivery agent will determine the optimal cell number recommended per each electroporation volume. Please, reach out to your local field application scientist for guidance.

Processing Assemblies Overview - Research and Process Development Applications

Feature	OC-25x3™	R-50x3™	R-50x8™	OC-100x2™	OC-100™	OC-400™	R/G-1000™	CL-1.1™	R/G-20K™	CL-2™
PA Type										
High Volume	25 µL	55 µL	55 µL	100 µL	100 µL	400 µL	1 mL	3.5 mL	20 mL	100 mL
Low Volume	20 µL	45 µL	45 µL	50 µL	50 µL	200 µL	400 µL	1 mL	5 mL	10 mL
# Samples	3	3	8	2	1	1	1	1	1	1
High Cell*	5×10^6	1.1×10^7	1.1×10^7	2×10^7	2×10^7	8×10^7	2×10^8	7×10^8	4×10^9	2×10^{10}
Low Cell*	1×10^5	2.25×10^5	2.25×10^5	2.5×10^5	2.5×10^5	1×10^6	2×10^6	5×10^6	2.5×10^7	5×10^7
	●	●	●	●	●	●	●	●		
	●	●	●	●	●	●	●	●	●	●

*Limits may vary based on cell type and application.

RUO Consumables Product List

Name	Description	Reaction Volume	Cell Number Range*	Catalog Number	AT _z	ST _z	GT _z	VL _z
OC-25x3	Static processing assembly, research grade, 3 wells, 25 µL per well volume, pack of 10	20 µL – 25 µL	1x10 ⁵ – 5x10 ⁶	SOC-25x3	●	●	●	●
R-50x3	Static processing assembly, research grade, 50 µl volume, 3-well cuvette, pack of 10	45 µL – 55 µL	2.25x10 ⁵ – 1.1x10 ⁷	ER050U3-10	●	●	●	●
R-50x8	Static processing assembly, research grade, 50 µL volume, 8-well cuvette, pack of 3	45 µL – 55 µL	2.25x10 ⁵ – 1.1x10 ⁷	ER050U8-3	●	●	●	●
OC-100 RUO	Static processing assembly, research grade, single well, 100 µL volume, pack of 10	50 µL – 100 µL	2.5x10 ⁵ – 2x10 ⁷	SOC-1	●	●	●	●
OC-100x2	Static processing assembly, research grade, 2 wells, 100 µL per well volume, pack of 10	50 µL – 100 µL	2.5x10 ⁵ – 2x10 ⁷	SOC-1x2	●	●	●	●
OC-400 RUO	Static processing assembly, research grade, single well, 400 µL volume, pack of 10	200 µL – 400 µL	1x10 ⁶ – 8x10 ⁷	SOC-4	●	●	●	●
R-1000	Static processing assembly, research grade, single well, 1 mL volume, pack of 10	400 µL – 1 mL	2x10 ⁶ – 2x10 ⁸	ER001M1-10	●	●	●	●
CL-1.1 RUO	Closed processing assembly, research grade, single chamber, 3.5 mL volume, single pack	1 mL – 3.5 mL	5x10 ⁶ – 7x10 ⁸	SCL-1	●	●	●	●
R-20K	Processing assembly for Flow Electroporation technology, research grade, 20 mL volume, sample and collection PVC bags with luer locking syringe ports, closed system, bioweldable tubing, single pack	5 mL – 20 mL	2.5x10 ⁷ – 4x10 ⁹	ER020M1-01		●	●	
CL-2 RUO	Processing assembly for Flow Electroporation technology, research grade, 100 mL volume, sample and collection PVC bags with luer locking syringe ports, closed system, bioweldable tubing, single pack	10 mL – 100 mL	5x10 ⁷ – 2x10 ¹⁰	SCL-2		●	●	
R-1L	Processing assembly for Flow Electroporation technology, 1 Liter volume, sample and collection bags, single pack	100 mL – 1 L	2.5x10 ⁸ – 2x10 ¹¹	ER001L1-01				●

*Cell numbers are approximate based on MaxCyte's standard cell concentrations used at maximum and minimum volumes per reaction. Cell type and delivery agent will determine the optimal cell number recommended per each electroporation reaction.

Processing Assemblies Overview - GMP and Clinical Manufacturing Applications







Feature	G-1000	CL-1.1	G-20K	CL-2	G-1L
PA Type					
High Volume	1 mL	3.5 mL	20 mL	100 mL	1 L
Low Volume	400 µL	1 mL	5 mL	10 mL	100 mL
# Samples	1	1	1	1	1
High Cell	2×10^8	7×10^8	4×10^9	2×10^{10}	2×10^{11}
Low Cell	2×10^6	5×10^6	2.5×10^7	5×10^7	2.5×10^8
	●	●	●	●	
	●	●			●

GMP Consumables Product List

Name	Description	Volume Range	Cell Number Range*	Catalog Number	GT _{xx}	VL _{xx}
G-1000	Static processing assembly, clinical grade, single well, 1 mL volume, pack of 10	400 µL – 1 mL	2x10 ⁶ – 2x10 ⁸	EG001M1-10	●	●
CL-1.1 GMP	Closed processing assembly, clinical grade, single chamber, 3.5 mL volume, single pack	1 mL – 3.5 mL	5x10 ⁶ – 7x10 ⁸	GCL-1	●	●
G-20K	Processing assembly for Flow Electroporation technology, clinical grade, 20 mL volume, sample and collection PVC bags with luer locking syringe ports, closed system, bioweldable tubing, single pack	5 mL – 20 mL	2.5x10 ⁷ – 4x10 ⁹	EG020M1-01	●	
CL-2 GMP	Processing assembly for Flow Electroporation technology, clinical grade, 100 mL volume, sample and collection PVC bags with luer locking syringe ports, closed system, bioweldable tubing, single pack	10 mL – 100 mL	5x10 ⁷ – 2x10 ¹⁰	GCL-2	●	
G-1L	Processing assembly for Flow Electroporation technology, clinical grade, 1 Liter volume, sample and collection bags, single pack	100 mL – 1 L	2.5x10 ⁸ – 2x10 ¹¹	EG001L1-01		●






*Cell numbers are approximate based on MaxCyte's standard cell concentrations used at maximum and minimum volumes per reaction. Cell type and delivery agent will determine the optimal cell number recommended per each electroporation reaction.

Processing Assembly Accessories Product List

Name	Description	Catalog Number	
Px5 Workflow Rack	Static processing assembly holding and transport rack, 1 to 5 processing assembly holding capacity, pack of 2	RKPA5-02	
3.5Kx3 Loading Rack	CL-1.1 Closed Processing Assembly holding and transport rack, 1 to 3 processing assembly capacity, single pack	RK3K3-01	
ExPERT Docking Station	Instrument adapter for R-50x8 processing assemblies, single pack	DKS01-01	
Px6s Workflow Rack	R-50x8 processing assembly holding rack, 1 to 6 strip processing assembly capacity, pack of 2	RKS06-02	
Px12s High Throughput Rack	R-50x8 processing assembly holding rack, 1 to 12 strip processing assembly capacity, pack of 2	RKS12-02	
R-50x8 Starter Pack	Starter kit containing 3 R-50x8 multi-well processing assemblies, 1 ExPERT Docking Station, 2 Px6s Workflow Racks, and 100 mL Electroporation Buffer	SP050U8-03	

Name	Description	Catalog Number
TM-1	Testing and training processing assembly, static electroporation only, for VLx instrument, reusable	TM-1
TM-2	Testing and training processing assembly for STx and GTx instrument platforms, reusable	TM-2

Buffers and Buffer Bags Product List

Name	Description	Catalog Number	
Electroporation Buffer, Small	100 mL electroporation buffer, clinical grade, clear plastic bottle	EPB-1	
Electroporation Buffer, Large	500 mL electroporation buffer, clinical grade, clear plastic bottle	EPB-5	
Closed Process Electroporation Buffer, GMP, 500 mL	Electroporation buffer in closed bag with PVC tubing, clinical grade, 500 mL fill volume	CBG500M-01	
Closed Process Electroporation Buffer, GMP, 1 Liter	Electroporation buffer in closed bag with PVC tubing, clinical grade, 1 L fill volume	CBG001L-01*	
Low Conductivity Electroporation Buffer, Small	100 mL low-conductivity electroporation buffer, clinical grade, clear plastic bottle	EPBLC-1*	

*for lead time and availability, please contact your local representative or orders@maxcyte.com

SeQure Genotoxicity and Risk Assessment Services

We offer a comprehensive portfolio of regulatory-aligned screening, nomination and confirmation assays to support the rigorous analytical and safety standards required for CRISPR/Cas-based genome editing safety assessments, from early discovery to pre-clinical and IND-enabling studies.

- Our screening assays offer early insights into on- and off-target editing, providing unmatched precision in guide RNA design and selection. Addressing safety and regulatory expectations during guide design may reduce risks, streamline development and accelerate your path to the clinic.
- Our suite of nomination and confirmation assays specifically addresses the need for sensitive, comprehensive, orthogonal assessment strategies to evaluate both on- and off-target editing events from CRISPR/Cas nucleases and base editors (ABE/CBE), as well as genomic integrity, and associated potential biological impacts.

Results are delivered to you in a comprehensive report that provides clear, actionable insights and is ready for regulatory submission.

Your gene editing therapy is unique, so we tailor our packages to meet your needs. Please reach out to discuss your project.






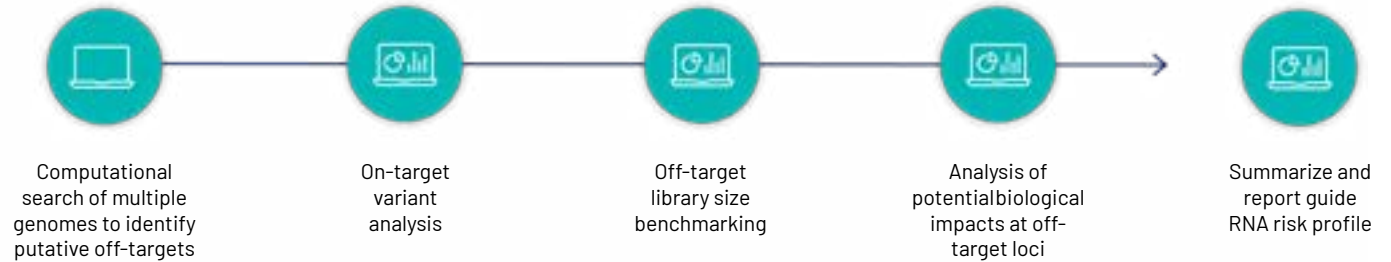
SeQure assays are aligned with regulatory guidance. Our nomination and confirmation assays incorporate GLP principles and deliver data quality, reproducibility and sensitivity appropriate for regulatory submission.

Screening



Regulatory guidance emphasizes the importance of optimizing gene editing components to minimize unintended genome modification. Sponsors are expected to describe the design strategy and screening workflow used to evaluate editing specificity and potential off-target effects as part of regulatory submissions. SeQure's screening assays provide early insights into on- and off-target editing activity, supporting informed guide RNA design and selection. Integrating risk assessment at the design stage helps minimize downstream risk, streamline development, and accelerate confident progression to the clinic. These screening tools support early-stage variant-aware guide RNA design and selection, aligning with the FDA Guidance.

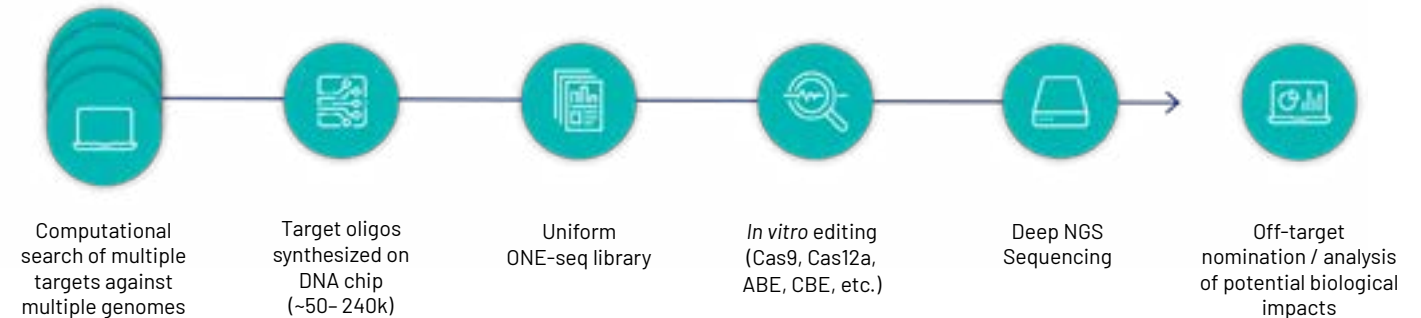
Guide Profiler™

-  *In silico* preview of off-target search space
-  Avoid common and rare genetic variation at the on-target site
-  Integrates with standard ONE-seq workflow



Guide Select™

-  Low cost, multiplexed version of the ONE-seq assay to enable screening of multiple guide RNAs
-  Limited search for early indication of off-target activity



Nomination

The SeQure portfolio offers the most comprehensive suite of variant-aware off-target nomination assays available, leveraging multi-layered biochemical and cell-based approaches to deliver unmatched sensitivity and confidence in gene editing safety during preclinical development.

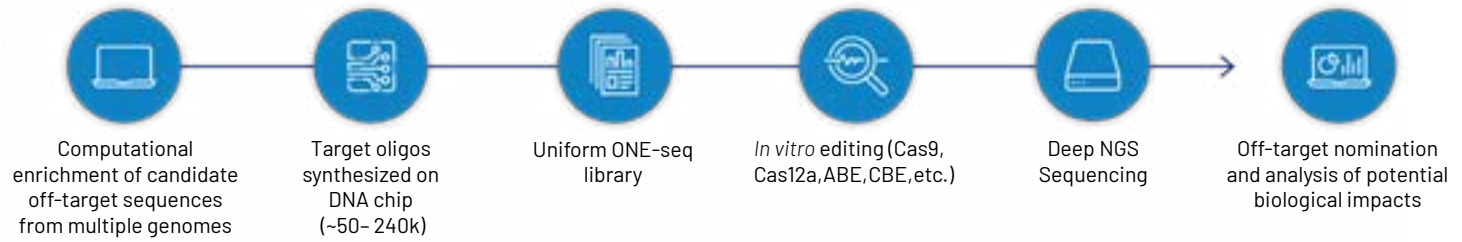
ONE-seq



Population-scale variant-aware off-target detection



High sensitivity to low frequency off-target events



CHANGE-seq



Orthogonal, unbiased *in vitro* off-target nomination assay



GUIDE-seq™



Orthogonal, unbiased cell-based off-target nomination assay



DEUX-seq™

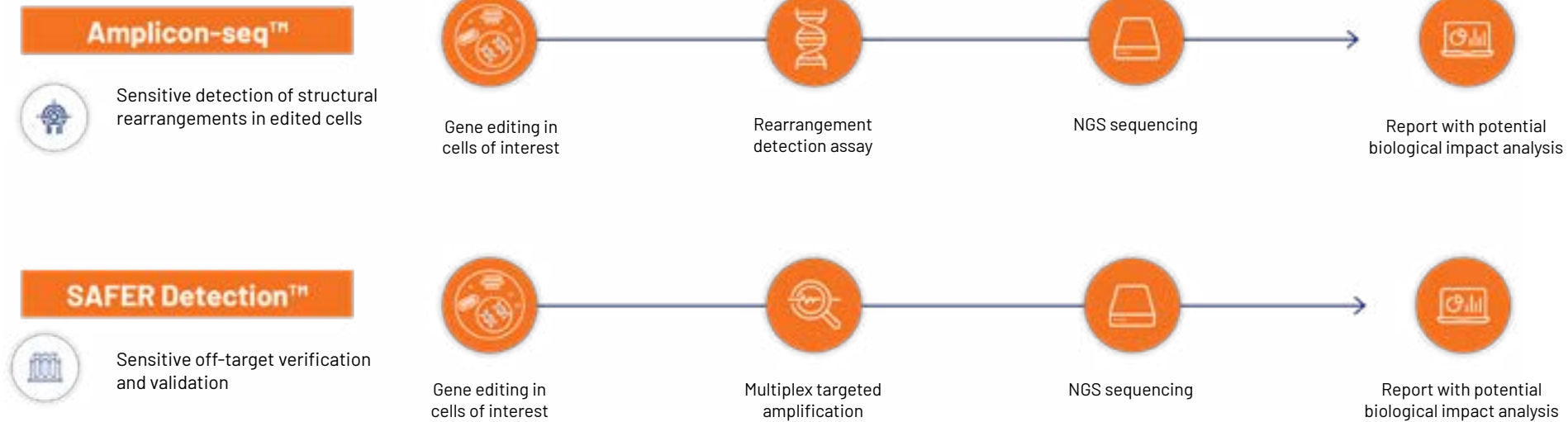


Orthogonal, unbiased *in vitro* off-target editing assay



Confirmation


SAFER Detection and Amplicon-seq are regulatory-ready assays that confirm precise gene-editing outcomes, detect structural rearrangements, and align with FDA guidelines, minimizing therapeutic risk before regulatory filing.



Scientific Resources



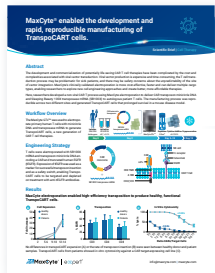
Pre-Clinical Risk Assessment of PCSK9 Guide RNAs



Mammalian Display for the Development of Enhanced Affinity TCR-Based Biologics




mRNA CAR NK Cells as a Potential Anti-Sarcoma, Solid Tumor Therapy



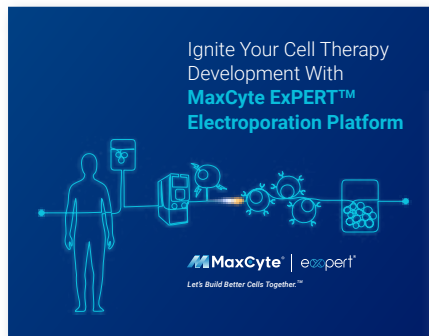
Development and Rapid, Reproducible Manufacturing of TranspoCART Cells



A Comprehensive Suite of On- and Off-Target Assessment Assays



MaxCyte Enables a cGMP-Compliant Manufacturing Process for Highly Efficient T Cell Engineering



ORDERS & QUERIES


To place an order in North America and Europe (except Czech Republic), please email orders@maxcyte.com or call 301-944-1700 (Maryland - USA).

For all other regions, please contact your local authorized distributor. Find your local distributor by scanning the QR code or visiting www.maxcyte.com/distributors



ONLINE CATALOG

To minimize waste, we print our catalog once a year. To find the most up-to-date product listing including new product releases, please view our online catalog by scanning the QR code.



Corporate Headquarters: MaxCyte, Inc.
9713 Key West Avenue, Suite 400, Rockville, MD 20850

877-758-6928 | maxcyte.com



*Built for Innovation.
Measured in Lives Changed.*

